

4226 m.

Misano MotoGP™ Official Test

Day 2 Session 2

Classification

14

	Rider	Nation	Team	Motorcycle	Time	Lap	Total	Gap	Top Speed
1	20 Fabio QUARTARARO	FRA	Monster Energy Yamaha MotoGP	YAMAHA	1'31.054	26	32		294.2
2	12 Maverick VIÑALES	SPA	Aprilia Racing	APRILIA	1'31.435	19	36	0.381 0.381	295.0
3	21 Franco MORBIDELLI	ITA	Monster Energy Yamaha MotoGP	YAMAHA	1'31.714	33	33	0.660 0.279	291.8
4	30 Takaaki NAKAGAMI	JPN	LCR Honda IDEMITSU	HONDA	1'31.786	43	43	0.732 0.072	290.3
5	33 Brad BINDER	RSA	Red Bull KTM Factory Racing	KTM	1'31.803	45	46	0.749 0.017	291.1
6	73 Alex MARQUEZ	SPA	LCR Honda CASTROL	HONDA	1'31.864	8	22	0.810 0.061	288.7
7	93 Marc MARQUEZ	SPA	Repsol Honda Team	HONDA	1'32.327	18	27	1.273 0.463	290.3
8	44 Po ESPARGARO	SPA	Repsol Honda Team	HONDA	1'32.702	11	22	1.648 0.375	290.3
9	26 Dani PEDROSA	SPA	KTM Test Team	KTM	1'32.819	23	30	1.765 0.117	291.1
10	6 Stefan BRADL	GER	Honda Test Team	HONDA	1'32.948	16	16	1.894 0.129	289.5
11	32 Lorenzo SAVADORI	ITA	Aprilia Racing	APRILIA	1'33.546	3	30	2.492 0.598	288.0
12	40 Darryn BINDER	RSA	WithU Yamaha RNF MotoGP Tea	YAMAHA	1'33.905	9	9	2.851 0.359	288.0
No time set									
	4 Andrea DOVIZIOSO	ITA	WithU Yamaha RNF MotoGP Tea	YAMAHA					
	5 Johann ZARCO	FRA	Prima Pramac Racing	DUCATI					
	10 Luca MARINI	ITA	Mooney VR46 Racing Team	DUCATI					
	23 Enea BASTIANINI	ITA	Gresini Racing MotoGP	DUCATI					
	25 Raul FERNANDEZ	SPA	Tech3 KTM Factory Racing	KTM					
	41 Aleix ESPARGARO	SPA	Aprilia Racing	APRILIA					
	42 Alex RINS	SPA	Team SUZUKI ECSTAR	SUZUKI					
	43 Jack MILLER	AUS	Ducati Lenovo Team	DUCATI					
	49 Fabio DI GIANNANTONIO	ITA	Gresini Racing MotoGP	DUCATI					
	51 Michele PIRRO	ITA	Aruba.it Racing	DUCATI					
	63 Francesco BAGNAIA	ITA	Ducati Lenovo Team	DUCATI					
	72 Marco BEZZECCHI	ITA	Mooney VR46 Racing Team	DUCATI					
	77 Dominique AEGERTER	SWI	Team SUZUKI ECSTAR	SUZUKI					
	87 Remy GARDNER	AUS	Tech3 KTM Factory Racing	KTM					
	88 Miguel OLIVEIRA	POR	Red Bull KTM Factory Racing	KTM					
	89 Jorge MARTIN	SPA	Prima Pramac Racing	DUCATI					

Practice condition: Dry

Air: 30°

Humidity: 53%

Ground: 45°

Fastest Lap:	Lap: 26	Fabio QUARTARARO	1'31.054	167 Km/h
Best Race Lap:	2021	Francesco BAGNAIA	1'32.171	165.0 Km/h
All Time Lap Record:	2022	Fabio QUARTARARO	1'31.054	167.0 Km/h

The results are provisional until the end of the limit for protest and appeals.

Time limit for protest expires 30' after publication of the results - Time:

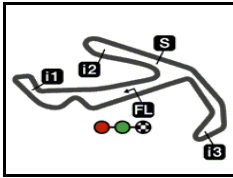
These data/results cannot be reproduced, stored and/or transmitted in whole or in part by any manner of electronic, mechanical, photocopying, recording, broadcasting or otherwise now known or herein after developed without the previous express consent by the copyright owner, except for reproduction in daily press and regular printed publications on sale to the public within 60 days of the event related to those data/results and always provided that copyright symbol appears together as follows below.

© DORNA, 2022

Official MotoGP Timing by TISSOT
www.motogp.com



Misano Adriatico, Wednesday, September 07, 2022



4226 m.

Misano MotoGP™ Official Test

Day 2 Session 2

Top Speed & Average

15



Rider	Nation	Motorcycle	Top 5 speeds					Average	Top
12 Maverick VIÑALES	SPA	APRILIA	295.0	295.0	295.0	295.0	294.2	294.5	295.0
20 Fabio QUARTARARO	FRA	YAMAHA	294.2	293.4	293.4	291.8	291.1	292.2	294.2
21 Franco MORBIDELLI	ITA	YAMAHA	291.8	291.1	291.1	291.1	291.1	291.2	291.8
26 Dani PEDROSA	SPA	KTM	291.1	291.1	291.1	291.1	291.1	291.1	291.1
33 Brad BINDER	RSA	KTM	291.1	290.3	289.5	289.5	289.5	290.0	291.1
30 Takaaki NAKAGAMI	JPN	HONDA	290.3	289.5	289.5	288.7	288.7	289.2	290.3
44 Po ESPARGARO	SPA	HONDA	290.3	289.5	289.5	288.7	288.0	288.7	290.3
93 Marc MARQUEZ	SPA	HONDA	290.3	289.5	288.7	288.7	288.7	289.1	290.3
6 Stefan BRADL	GER	HONDA	289.5	289.5	288.7	288.7	288.7	289.0	289.5
73 Alex MARQUEZ	SPA	HONDA	288.7	288.7	288.7	288.7	288.7	288.7	288.7
32 Lorenzo SAVADORI	ITA	APRILIA	288.0	286.4	285.7	284.9	284.9	286.0	288.0
40 Darryn BINDER	RSA	YAMAHA	288.0	286.4	285.7	285.7	284.9	285.9	288.0

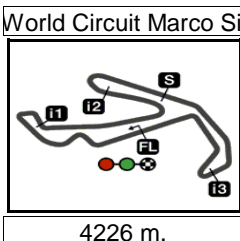
These data/results cannot be reproduced, stored and/or transmitted in whole or in part by any manner of electronic, mechanical, photocopying, recording, broadcasting or otherwise now known or herein after developed without the previous express consent by the copyright owner, except for reproduction in daily press and regular printed publications on sale to the public within 60 days of the event related to those data/results and always provided that copyright symbol appears together as follows below.

© DORNA, 2022

Official MotoGP Timing by TISSOT
www.motogp.com



Misano Adriatico, Wednesday, September 07, 2022



4226 m.

Misano MotoGP™ Official Test

Day 2 Session 2

Chronological Analysis of Performances

16

* Lap / Sector time cancelled

T1 Time from finish line to 1st intermediate

T3 Time from 2nd intermed. to 3rd intermed.

P Crossing the finish line in pit lane

T2 Time from 1st intermed. to 2nd intermed.

T4 Time from 3rd intermediate to finish line

Lap	Lap Time	T1	T2	T3	T4	Speed	Lap	Lap Time	T1	T2	T3	T4	Speed	
1st	20	Fabio QUARTARAR Monster Energy Yama FRA						9	1'35.352	26.049	20.619	27.786	20.898	278.3
		Runs=6 Total laps=33 Full laps=21						10	1'38.429	28.777	20.694	27.752	21.206	280.5
1	1'30.788	28.469	22.078	26.087	21.307	288.0	11	1'38.200 P	26.060	22.311	27.348	22.481	284.2	
2	1'32.786	26.047	20.785	25.210	20.744	289.5	12	1'42.359	34.334	21.240	25.766	21.019	293.4	
3	1'32.133	25.811	20.593	25.070	20.659	289.5	13	1'34.522	26.068	20.697	26.359	21.398	281.9	
4	1'31.855	25.736	20.568	25.021	20.530	291.1	14	1'36.194	26.201	23.191	25.754	21.048	292.6	
5	1'37.373 P	27.88*	21.677	26.374	21.439	281.2	15	1'32.481	25.920	20.512	25.278	20.771	294.2	
6	1'37.282	28.429	21.625	26.012	21.216	288.7	16	1'36.792 P	27.427	21.124	26.117	22.124	289.5	
7	1'32.752	26.046	20.798	25.220	20.688	289.5	17	1'41.260	33.486	20.952	26.029	20.793	293.4	
8	1'32.301	25.812	20.600	25.242	20.647	291.1	18	1'31.620	25.648	20.401	24.960	20.611	295.0	
9	1'37.246 P	27.360	22.221	27.178	20.487	266.0	19	1'31.435	25.527	20.434	24.898	20.576	295.0	
10	1'37.938	29.690	21.443	25.696	21.109	288.7	20	1'36.499 P	27.329	21.290	26.051	21.829	290.3	
11	1'32.532	25.912	20.729	25.192	20.699	288.0	21	1'40.044	33.439	20.616	25.372	20.617	293.4	
12	1'32.220	25.803	20.605	25.186	20.626	289.5	22	1'31.846	25.800	20.375	25.081	20.590	295.0	
13	1'31.853	25.700	20.538	25.067	20.548	290.3	23	1'36.529	28.056	22.176	25.548	20.749	291.8	
14	1'40.502 P	25.751	25.519	27.500	21.732	281.2	24	1'39.563 *	32.13*	21.259	25.485	20.689	293.4	
15	1'37.813	29.431	21.605	25.750	21.027	287.2	25	1'40.595 P	25.666	20.397	31.685	22.847	200.3	
16	1'32.368	26.006	20.615	25.071	20.676	288.7	26	1'41.586	33.808	20.936	25.872	20.970	292.6	
17	1'31.718	25.564	20.554	25.028	20.572	289.5	27	1'35.566 P	25.894	20.461	25.894	23.317	294.2	
18	1'31.615	25.559	20.560	24.952	20.544	290.3	28	1'41.004	33.678	20.881	25.678	20.767	293.4	
19	1'31.573	25.510	20.504	24.978	20.581	290.3	29	1'34.638	27.591	20.796	25.165	21.086	293.4	
20	1'31.587	25.532	20.508	24.994	20.553	289.5	30	1'32.135	25.674	20.499	25.227	20.735	294.2	
21	1'43.523 P	31.90*	25.181	27.045	19.393	287.2	31	1'31.982	25.617	20.439	25.143	20.783	293.4	
22	1'37.840	30.000	21.294	25.626	20.920	290.3	32	1'31.722	25.575	20.471	25.039	20.637	292.6	
23	1'32.243	26.026	20.708	25.005	20.504	288.7	33	1'31.850	25.634	20.474	25.064	20.678	291.8	
24	1'31.300	25.500	20.407	24.922	20.471	291.1	34	1'31.744	25.512	20.421	25.015	20.796	294.2	
25	1'31.078	25.446	20.368	24.911	20.353	290.3	35	1'31.712	25.575	20.368	25.155	20.614	295.0	
26	1'31.054	25.436	20.410	24.847	20.361	291.1	36	1'31.794	25.612	20.347	25.141	20.694	294.2	
27	1'35.688 P	25.484	20.391	27.602	22.211	253.5		PIT	29.224	21.519	26.462	23.259	292.6	
28	1'36.315	28.710	21.137	25.429	21.039	291.8	3rd	21	Franco MORBIDELL Monster Energy Yama ITA					
29	1'33.245	25.650	20.369	26.461	20.765	294.2			Runs=6 Total laps=34 Full laps=21					
30	1'31.137	25.461	20.375	24.852	20.449	293.4	1	1:38'34.763	34.340	22.133	26.065	21.526	286.4	
31	1'38.360	25.520	24.234	27.689	20.917	271.3	2	1'33.558	26.169	21.041	25.390	20.958	286.4	
32	1'31.344	25.557	20.300	24.928	20.559	293.4	3	1'32.897	25.864	20.839	25.378	20.816	288.0	
	PIT	32.276	25.270	33.173	25.741	206.8	4	1'32.569	25.777	20.822	25.200	20.770	288.7	
2nd	12	Maverick VIÑALES Aprilia Racing SPA						5	1'43.121 P	28.945	24.049	26.580	23.547	279.0
		Runs=8 Total laps=37 Full laps=20						6	1'43.492	34.095	21.913	26.172	21.312	286.4
1	2:02'57.963	34.220	21.476	25.955	21.226	293.4	7	1'35.398	26.224	20.952	26.783	21.439	286.4	
2	1'33.995	26.181	20.681	26.290	20.843	291.1	8	1'33.099	26.054	20.872	25.354	20.819	288.0	
3	1'32.386	25.894	20.541	25.235	20.716	294.2	9	1'32.630	25.843	20.746	25.205	20.836	288.7	
4	1'35.358 P	25.841	20.481	25.410	23.626	294.2	10	1'48.208 P	29.142	28.302	27.906	22.858	259.6	
5	1'42.658	34.244	21.183	26.061	21.170	291.1	11	1'38.116	29.337	21.749	25.890	21.140	286.4	
6	1'34.115	26.077	20.664	26.355	21.019	293.4	12	1'32.912	25.909	20.952	25.190	20.861	288.7	
7	1'36.601 P	25.914	20.678	26.515	23.494	289.5	13	1'32.721	25.802	20.821	25.276	20.822	289.5	
8	1'42.273	34.201	21.205	25.892	20.975	291.1	14	1'32.495	25.842	20.649	25.298	20.706	289.5	

Fastest Lap: Fabio QUARTARARO Monster Energy Yama FRA **1'31.054** 25.436 20.410 24.847 20.361

These data/results cannot be reproduced, stored and/or transmitted in whole or in part by any manner of electronic, mechanical, photocopying, recording, broadcasting or otherwise now known or herein after developed without the previous express consent by the copyright owner, except for reproduction in daily press and regular printed publications on sale to the public within 60 days of the event related to those data/results and always provided that copyright symbol appears together as follows below.
© DORNA, 2022



Day 2 Session 2

MotoGP

Lap	Lap Time		T1	T2	T3	T4	Speed	Lap	Lap Time		T1	T2	T3	T4	Speed	
15	1'57.828	P	31.72*	25.196	35.697	25.207	140.2	34	1'34.872		27.194	21.277	25.554	20.847	287.2	
16	1'39.657		31.135	21.744	25.678	21.100	286.4	35	1'32.102		25.749	20.603	24.999	20.751	289.5	
17	1'32.884		25.943	20.827	25.304	20.810	288.0	36	1'37.405		25.765	24.408	26.302	20.930	282.7	
18	1'32.831		25.842	20.930	25.295	20.764	288.7	37	1'38.868	*	29.34*	22.530	26.144	20.849	283.4	
19	1'32.542		25.780	20.721	25.316	20.725	289.5	38	1'35.430	P	<u>25.699</u>	20.651	26.112	<u>22.968</u>	<u>290.3</u>	
20	1'32.309		25.755	20.665	25.199	20.690	289.5	39	1'46.388		28.202	27.397	28.710	22.079	271.3	
21	1'51.079	P	29.365	27.171	30.051	24.492	236.8	40	1'33.959		26.540	21.212	25.448	20.759	286.4	
22	1'37.787		29.208	21.722	25.665	21.192	288.0	41	1'31.852		25.744	20.549	25.011	<u>20.548</u>	289.5	
23	1'32.698		25.904	20.791	25.223	20.780	288.7	42	1'33.601		25.787	20.544	26.543	20.727	282.7	
24	1'32.563		25.842	20.711	25.221	20.789	288.7	43	<u>1'31.786</u>		25.719	<u>20.493</u>	<u>24.993</u>	20.581	288.7	
25	1'32.236		25.715	20.784	25.079	20.658	288.7	PIT			28.182	22.241	27.518	20.833	268.6	
26	1'32.111		25.660	20.698	25.073	20.680	288.0	5th 33 Brad BINDER Red Bull KTM Factory RSA								
27	1'46.270	P	28.909	24.028	29.098	24.235	225.4			Runs=8	Total laps=47		Full laps=30			
28	1'38.054		30.123	21.292	25.557	21.082	<u>291.8</u>	1	24'11.343		37.633	22.563	26.726	21.524	286.4	
29	1'32.038		25.781	20.575	25.107	20.575	291.1	2	1'33.960		26.535	20.967	25.646	20.812	287.2	
30	1'32.067		25.629	20.486	25.384	20.568	291.1	3	1'32.971		26.118	20.720	25.387	20.746	288.0	
31	1'31.736		<u>25.560</u>	<u>20.425</u>	25.142	20.609	291.1	4	1'32.891		26.019	20.693	25.392	20.787	288.7	
32	1'57.775	*	37.46*	27.328	31.169	21.811	201.8	5	1'38.215		26.012	20.717	30.467	21.019	276.2	
33	<u>1'31.714</u>		25.660	20.505	<u>25.052</u>	<u>20.497</u>	291.1	6	1'51.899	P	34.40*	23.109	29.536	24.849	275.5	
PIT			32.664	31.741	29.162	25.210	246.5	7	1'40.903		32.530	21.476	25.821	21.076	288.0	
4th 30 Takaaki NAKAGAMI LCR Honda IDEMITS JPN		Runs=7		Total laps=44		Full laps=27			8	1'32.831		26.043	20.756	25.289	20.743	288.0
1	1:22'44.440		35.033	22.747	26.602	21.633	284.2	9	1'32.430		25.951	20.637	25.235	20.607	288.7	
2	1'33.580		26.355	20.807	25.520	20.898	287.2	10	1'32.740		25.974	20.734	25.289	20.743	286.4	
3	1'32.621		26.019	20.636	25.280	20.686	288.0	11	1'32.627		25.906	20.701	25.286	20.734	288.7	
4	1'33.749		26.737	20.939	25.310	20.763	288.0	12	<u>1'47.253</u>	P	31.25*	23.444	27.960	24.591	276.2	
5	1'32.192		25.783	20.662	25.133	20.614	288.7	13	1'49.301		37.933	23.057	26.746	21.565	285.7	
6	1'35.517	P	27.416	20.973	26.539	20.589	266.6	14	1'33.063		26.038	20.987	25.251	20.787	288.7	
7	1'43.831		34.632	22.036	25.910	21.253	284.9	15	1'32.354		25.735	20.671	25.196	20.752	289.5	
8	1'33.706		26.103	21.293	25.452	20.858	287.2	16	1'32.244		25.837	20.719	25.112	20.576	290.3	
9	1'32.372		25.844	20.680	25.151	20.697	287.2	17	1'32.143		25.664	20.650	25.155	20.674	288.0	
10	1'32.097		25.713	20.564	25.152	20.668	287.2	18	<u>1'47.752</u>	P	31.49*	24.497	27.299	24.462	281.2	
11	1'37.127	P	27.627	21.550	26.689	21.261	277.6	19	1'47.269		36.180	22.543	26.686	21.860	285.7	
12	1'45.272		34.678	22.534	26.404	21.656	283.4	20	1'33.364		26.131	21.001	25.306	20.926	288.0	
13	1'33.503		26.262	20.838	25.517	20.886	286.4	21	1'37.314	*	29.61*	21.157	25.583	20.957	287.2	
14	1'33.439		25.916	20.640	25.289	21.594	286.4	22	1'32.554		25.840	20.721	25.228	20.765	288.7	
15	1'32.715		25.832	20.777	25.324	20.782	286.4	23	1'32.196		25.802	20.667	25.139	20.588	288.0	
16	1'38.982	*	29.34*	22.016	26.586	21.034	281.2	24	<u>1'48.117</u>	P	31.59*	24.338	27.004	25.185	286.4	
17	1'32.659		25.948	20.610	25.343	20.758	285.7	25	1'48.374		37.774	22.354	26.697	21.549	286.4	
18	1'37.848	P	28.04*	22.095	26.859	20.847	278.3	26	1'34.150		26.535	21.131	25.549	20.935	288.7	
19	1'43.626		34.450	22.015	25.977	21.184	286.4	27	1'33.080		26.056	20.835	25.370	20.819	285.7	
20	1'33.066		26.076	20.798	25.314	20.878	286.4	28	1'32.881		25.977	20.716	25.414	20.774	288.0	
21	1'32.678		25.952	20.678	25.159	20.889	287.2	29	1'33.161		26.023	20.632	25.539	20.967	286.4	
22	1'36.468	*	28.44*	21.205	25.627	21.194	287.2	30	1'32.589		25.833	20.726	25.305	20.725	288.0	
23	1'32.554		25.940	20.581	25.319	20.714	288.7	31	<u>1'54.065</u>	P	33.43*	24.230	29.617	26.786	240.0	
24	1'35.851	P	27.802	21.303	26.400	20.346	279.0	32	1'45.465		35.471	22.483	26.211	21.300	289.5	
25	1'40.118		29.030	22.986	26.570	21.532	282.7	33	1'32.476		26.047	20.635	25.157	20.637	<u>291.1</u>	
26	1'33.858		26.411	21.075	25.525	20.847	286.4	34	1'31.886		25.712	20.477	25.120	20.577	287.2	
27	1'34.521		26.110	21.185	26.422	20.804	281.9	35	1'32.215		25.792	20.468	25.327	20.628	288.7	
28	1'32.284		25.809	20.642	25.227	20.606	287.2	36	1'32.329		25.849	<u>20.450</u>	25.259	20.771	288.7	
29	1'32.195		25.793	20.600	25.064	20.738	287.2	37	<u>1'48.205</u>	P	31.92*	23.965	27.874	24.441	288.7	
30	1'32.179		25.807	20.579	25.109	20.684	288.0	38	1'46.414		37.350	21.918	25.998	21.148	288.0	
31	1'33.890	P	26.72*	21.577	26.280	19.304	281.2	39	1'33.906		26.832	20.856	25.392	20.826	288.0	
32	1'42.063		31.882	22.356	26.203	21.622	285.7	40	1'32.680		25.896	20.626	25.396	20.762	288.0	
33	1'34.253		26.211	21.523	25.586	20.933	287.2	41	1'32.584		25.948	20.587	25.306	20.743	288.7	
								42	1'46.457	P	31.67*	24.173	27.363	23.251	281.9	

Fastest Lap: Fabio QUARTARARO Monster Energy Yama FRA **1'31.054** 25.436 20.410 24.847 20.361

These data/results cannot be reproduced, stored and/or transmitted in whole or in part by any manner of electronic, mechanical, photocopying, recording, broadcasting or otherwise now known or herein after developed without the previous express consent by the copyright owner, except for reproduction in daily press and regular printed publications on sale to the public within 60 days of the event related to those data/results and always provided that copyright symbol appears together as follows below.
© DORNA, 2022

Official MotoGP Timing by TISSOT
www.motogp.com



Day 2 Session 2

MotoGP

Lap	Lap Time	T1	T2	T3	T4	Speed	Lap	Lap Time	T1	T2	T3	T4	Speed		
43	1'42.005	29.290	24.329	27.077	21.309	288.7	23	1'32.996	25.985	20.797	25.457	20.757	288.7		
44	1'32.017	25.812	20.580	25.097	20.528	289.5	24	1'32.736	25.865	20.696	25.461	20.714	288.7		
45	1'31.803	25.650	20.476	25.120	20.557	288.7	25	1'32.635	25.957	20.563	25.507	20.608	288.0		
46	1'32.026	25.679	20.543	25.218	20.586	288.0	26	1'32.393	25.832	20.497	25.395	20.669	289.5		
	PIT	35.264	26.073	31.247	26.365	217.3	27	1'32.478	25.809	20.679	25.299	20.691	290.3		
								PIT	27.942	24.282	28.374	24.788	257.7		
6th	73	Alex MARQUEZ					LCR Honda CASTRO SPA	8th	44	Poi ESPARGARO					Repsol Honda Team SPA
		Runs=5	Total laps=23	Full laps=13					Runs=5	Total laps=23	Full laps=13				
1	24'55.013	30.898	22.131	26.260	21.315	285.7	1	1:02'56.144	27.274	22.153	27.085	21.614	284.2		
2	1'33.702	26.302	20.934	25.539	20.927	288.7	2	1'35.318	26.434	21.224	26.356	21.304	285.7		
3	1'32.559	25.820	20.690	25.287	20.762	288.7	3	1'35.231	25.920	20.926	26.941	21.444	288.0		
4	1'32.258	25.753	20.600	25.162	20.743	288.0	4	1'32.983	25.832	20.752	25.513	20.886	289.5		
5	1'34.394 P	25.773	20.968	27.506	20.147	260.2	5	1'37.513	27.239	22.569	26.326	21.379	284.2		
6	1'39.273	30.471	21.613	26.125	21.064	285.7	6	1'32.833	25.865	20.743	25.357	20.868	290.3		
7	1'32.953	25.941	20.956	25.289	20.767	288.0	7	1'40.063	25.878	20.630	28.913	24.642	276.9		
8	1'31.864	25.678	20.519	25.141	20.526	288.7	8	1'31.072 P	25.890	20.657	25.310	19.215	289.5		
9	1'35.017 P	26.92*	21.359	26.399	20.336	281.2	9	1'37.383	26.488	21.816	27.295	21.784	283.4		
10	1'41.549	31.735	22.087	26.385	21.342	286.4	10	1'34.659	26.289	21.075	26.098	21.197	284.2		
11	1'33.532	26.222	20.784	25.556	20.970	288.0	11	1'32.702	25.921	20.727	25.308	20.746	288.0		
12	1'32.688	25.938	20.564	25.241	20.945	288.7	12	1'42.276	27.778	24.046	29.195	21.257	258.3		
13	1'32.415	25.828	20.547	25.311	20.729	287.2	13	1'31.138 P	25.895	20.627	25.522	19.094	288.7		
14	1'36.397 P	26.97*	21.691	26.886	20.849	274.8	14	1'38.207	28.076	21.807	26.928	21.396	284.2		
15	1'41.076	31.211	21.867	26.491	21.507	283.4	15	1'35.040	26.684	21.215	25.881	21.260	286.4		
16	1'33.366	26.250	20.829	25.391	20.896	288.0	16	1'38.206 P	27.065	22.743	26.945	21.453	281.9		
17	1'32.686	25.795	20.654	25.294	20.943	288.7	17	1'35.492	25.837	21.407	26.732	21.516	284.9		
18	1'32.749	25.966	20.675	25.331	20.777	288.0	18	1'36.125	25.837	22.018	27.172	21.098	284.9		
19	1'33.741 P	26.034	20.836	25.980	20.891	285.7	19	1'34.201 P	25.721	20.577	25.466	22.437	288.0		
20	1'44.360	34.084	22.183	26.528	21.565	281.9	20	1'37.054	26.824	21.742	26.811	21.677	283.4		
21	1'35.154	26.618	21.048	26.006	21.482	284.9	21	1'35.990	26.070	21.169	27.229	21.522	284.2		
22	1'33.804	26.274	20.890	25.664	20.976	286.4	22	1'32.953	25.926	20.746	25.413	20.868	288.0		
	PIT	26.587	21.345	27.557	21.304	269.3		PIT	25.908	20.587	25.343	19.790	288.0		
7th	93	Marc MARQUEZ					Repsol Honda Team SPA	9th	26	Dani PEDROSA					KTM Test Team SPA
		Runs=4	Total laps=28	Full laps=20					Runs=5	Total laps=31	Full laps=21				
1	1:20'26.535	30.295	23.583	27.588	22.385	281.2	1	50'54.156	37.046	22.669	27.345	21.990	283.4		
2	1'37.059	27.233	21.379	26.418	22.029	285.7	2	1'35.707	27.115	21.070	26.311	21.211	290.3		
3	1'34.744	26.453	20.893	26.169	21.229	285.7	3	1'33.412	26.237	20.803	25.556	20.816	291.1		
4	1'33.077	25.985	20.710	25.568	20.814	288.0	4	1'32.876	25.930	20.641	25.622	20.683	290.3		
5	1'32.536	25.955	20.574	25.353	20.654	287.2	5	1'41.359 P	28.657	23.297	28.767	20.638	257.1		
6	1'32.374	25.864	20.438	25.453	20.619	288.0	6	1'48.758	36.893	22.150	26.870	22.845	287.2		
7	1'37.997 P	28.552	22.532	26.890	20.023	280.5	7	1'34.072	26.315	20.917	25.864	20.976	290.3		
8	1'38.957	27.902	21.938	27.186	21.931	282.7	8	1'33.289	25.983	20.786	25.670	20.850	290.3		
9	1'35.057	26.674	20.961	26.028	21.394	287.2	9	1'33.854	26.066	20.869	25.914	21.005	291.1		
10	1'33.359	26.139	20.762	25.647	20.811	288.0	10	1'40.285 P	28.805	23.475	27.996	20.009	276.2		
11	1'32.976	26.101	20.586	25.475	20.814	288.0	11	1'47.298	37.048	22.355	26.558	21.337	288.7		
12	1'32.507	25.867	20.563	25.457	20.620	288.7	12	1'34.122	26.324	20.901	25.929	20.968	290.3		
13	1'40.898 P	25.818	25.325	28.369	21.386	263.4	13	1'32.982	25.952	20.687	25.595	20.748	291.1		
14	1'38.843	28.911	22.305	26.357	21.270	285.7	14	1'32.880	25.926	20.644	25.563	20.747	291.1		
15	1'34.751	26.222	21.270	26.094	21.165	287.2	15	1'33.091	25.920	20.760	25.621	20.790	291.1		
16	1'34.669	26.356	21.447	25.838	21.028	287.2	16	1'33.186	26.200	20.653	25.660	20.673	291.1		
17	1'32.565	25.909	20.601	25.392	20.663	288.0	17	1'41.719 P	25.937	20.805	32.872	22.105	237.8		
18	1'32.327	25.828	20.488	25.271	20.740	288.7	18	1'47.173	36.238	22.439	26.979	21.517	286.4		
19	1'41.301 P	28.64*	23.661	28.057	20.943	256.5	19	1'36.263	26.246	21.055	27.557	21.405	258.3		
20	1'40.289	28.550	22.887	26.888	21.964	285.7	20	1'35.043	26.769	21.167	26.065	21.042	290.3		
21	1'35.189	26.714	21.137	26.080	21.258	287.2	21	1'33.349	26.012	20.824	25.738	20.775	289.5		
22	1'33.411	26.212	20.760	25.534	20.905	288.0									

Fastest Lap: Fabio QUARTARARO Monster Energy Yama FRA **1'31.054** 25.436 20.410 24.847 20.361

These data/results cannot be reproduced, stored and/or transmitted in whole or in part by any manner of electronic, mechanical, photocopying, recording, broadcasting or otherwise now known or herein after developed without the previous express consent by the copyright owner, except for reproduction in daily press and regular printed publications on sale to the public within 60 days of the event related to those data/results and always provided that copyright symbol appears together as follows below.
© DORNA, 2022

Official MotoGP Timing by TISSOT
www.motogp.com



Day 2 Session 2

MotoGP

Lap	Lap Time	T1	T2	T3	T4	Speed	Lap	Lap Time	T1	T2	T3	T4	Speed				
22	1'33.023	26.081	20.767	25.484	20.691	291.1	11	1'33.544	26.242	20.780	25.515	21.007	288.7				
23	1'32.819	25.939	20.710	25.473	20.697	291.1	12	1'40.253 P	29.34*	22.276	27.500	21.128	277.6				
24	1'46.369 P	30.74*	23.906	29.944	21.775	244.3	13	1'42.816	32.546	21.995	26.522	21.753	283.4				
25	1'48.258	37.045	22.523	26.988	21.702	287.2	14	1'33.903	26.334	20.896	25.528	21.145	289.5				
26	1'35.803	26.953	21.191	26.232	21.427	291.1	15	1'33.211	26.103	20.788	25.372	20.948	289.5				
27	1'35.252	26.682	21.247	26.190	21.133	288.0	16	1'32.948	25.994	20.708	25.346	20.900	288.7				
28	1'33.384	26.017	20.808	25.666	20.893	290.3	PIT						29.690	22.161	26.951	20.474	274.1
29	1'32.922	25.984	20.662	25.548	20.728	291.1	1	2'15.473	37.037	24.533	28.615	22.931	277.6				
30	1'33.272	25.949	20.596	25.680	21.047	291.1	2	1'38.326	27.957	21.884	26.727	21.758	284.2				
PIT		32.090	23.176	27.851	20.933	264.0	3	1'36.026	26.980	21.519	26.137	21.390	285.7				
							4	1'34.820	26.725	21.181	25.822	21.092	285.7				
							5	1'37.069 P	26.504	21.318	26.307	22.940	286.4				
							6	1'53.003	40.880	23.096	27.329	21.698	284.9				
							7	1'35.839	26.967	21.383	26.125	21.364	284.9				
							8	1'34.527	26.426	20.989	26.016	21.096	279.0				
							9	1'33.905	26.202	20.990	25.710	21.003	288.0				
							PIT						27.645	22.246	26.802	23.260	283.4

11th 32 Lorenzo SAVADORI Aprilia Racing ITA
Runs=4 Total laps=30 Full laps=20

1	1:10'52.394	35.099	23.370	26.489	21.388	286.4
2	1'35.408	26.308	21.209	26.163	21.728	288.0
3	1'33.546	26.085	20.983	25.497	20.981	285.7
4	1'40.378 *	26.84*	24.640	27.297	21.600	275.5
5	1'34.488	26.566	21.075	25.780	21.067	282.7
6	1'43.218 P	30.012	23.408	28.309	21.489	243.2
7	1'50.541	37.161	23.878	27.442	22.060	277.6
8	1'37.658	28.009	21.701	26.618	21.330	279.0
9	1'40.758	26.385	25.161	27.488	21.724	270.0
10	1'35.401	26.366	21.564	26.244	21.227	282.7
11	1'34.480	26.378	21.052	25.851	21.199	282.7
12	1'33.896	26.206	20.934	25.750	21.006	284.2
13	1'47.167 P	31.511	24.674	29.088	21.894	248.8
14	1'44.533	31.513	23.670	27.609	21.741	280.5
15	1'35.301	26.626	21.228	25.992	21.455	281.9
16	1'35.115	26.615	21.076	26.183	21.241	281.2
17	1'34.419	26.439	21.041	25.820	21.119	282.7
18	1'34.045	26.259	20.976	25.724	21.086	284.2
19	1'45.799 P	31.11*	24.477	28.514	21.693	251.1
20	1'42.367	29.548	23.511	27.441	21.867	277.6
21	1'38.041	28.508	21.774	26.292	21.467	281.2
22	1'34.231	26.289	21.028	25.737	21.177	284.2
23	1'35.327	26.325	21.242	26.373	21.387	281.2
24	1'33.841	26.140	21.099	25.647	20.955	284.9
25	1'42.837 P	29.87*	23.435	27.889	21.638	248.8
26	1'52.130	37.898	23.933	28.034	22.265	273.4
27	1'38.191	27.498	22.280	26.625	21.788	278.3
28	1'36.710	26.849	21.912	26.390	21.559	281.2
29	1'34.715	26.415	21.176	25.815	21.309	284.2
30	1'34.078	26.284	21.016	25.666	21.112	284.9

10th 6 Stefan BRADL Honda Test Team GER
Runs=5 Total laps=17 Full laps=9

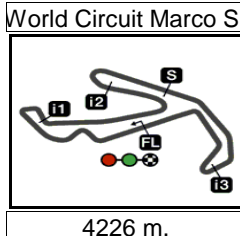
1	58'50.860	36.215	22.676	27.216	21.968	283.4
2	1'35.431	26.937	21.161	26.047	21.286	285.7
3	1'34.415	26.428	20.986	25.838	21.163	286.4
4	1'34.046	26.364	20.880	25.713	21.089	286.4
5	1'38.672 P	28.11*	22.055	27.105	21.394	279.7
6	2'08.941 P	34.829	33.640	35.219	25.253	239.4
7	1'50.161 P	36.549	23.181	28.214	22.217	280.5
8	1'46.213	35.166	22.250	27.063	21.734	286.4
9	1'35.307	26.829	21.295	25.890	21.293	288.0
10	1'34.191	26.344	20.971	25.716	21.160	288.7

Fastest Lap: Fabio QUARTARARO Monster Energy Yama FRA **1'31.054** 25.436 20.410 24.847 20.361

These data/results cannot be reproduced, stored and/or transmitted in whole or in part by any manner of electronic, mechanical, photocopying, recording, broadcasting or otherwise now known or herein after developed without the previous express consent by the copyright owner, except for reproduction in daily press and regular printed publications on sale to the public within 60 days of the event related to those data/results and always provided that copyright symbol appears together as follows below.
© DORNA, 2022

Official MotoGP Timing by TISSOT
www.motogp.com






4226 m.

Misano MotoGP™ Official Test

Day 2 Session 2

Combined Free Practice Times

		Rider	Nation	Team	MOTORCYCLE	FP1	FP2	FP3	FP4	Gap
1	20	F.QUARTARAR	FRA	Monster Energy Yamaha	YAMAHA	1'31.588 35	1'31.656 21	1'31.116 39	1'31.054 26	
2	63	F.BAGNAIA	ITA	Ducati Lenovo Team	DUCATI	1'31.808 33	1'31.292 35	1'31.172 33		0.118 0.118
3	12	M.VIÑALES	SPA	Aprilia Racing	APRILIA	1'31.557 37	1'31.816 33	1'31.189 14	1'31.435 19	0.135 0.017
4	23	E.BASTIANINI	ITA	Gresini Racing MotoGP	DUCATI	1'31.741 18	1'31.792 21	1'31.260 31		0.206 0.071
5	41	A.ESPARGARO	SPA	Aprilia Racing	APRILIA	1'31.531 40	1'32.043 18	1'31.333 36		0.279 0.073
6	89	J.MARTIN	SPA	Prima Pramac Racing	DUCATI	1'31.864 33	1'31.554 28	1'31.439 14		0.385 0.106
7	10	L.MARINI	ITA	Mooney VR46 Racing Te	DUCATI	1'32.037 27	1'31.473 45			0.419 0.034
8	88	M.OLIVEIRA	POR	Red Bull KTM Factory Ra	KTM	1'32.336 32	1'32.411 41	1'31.585 27		0.531 0.112
9	72	M.BEZZECCHI	ITA	Mooney VR46 Racing Te	DUCATI	1'32.055 22	1'31.591 34			0.537 0.006
10	49	F.DI GIANNANT	ITA	Gresini Racing MotoGP	DUCATI	1'31.950 30	1'32.243 18	1'31.605 34		0.551 0.014
11	5	J.ZARCO	FRA	Prima Pramac Racing	DUCATI	1'32.221 28	1'31.606 32	1'31.841 13		0.552 0.001
12	21	F.MORBIDELLI	ITA	Monster Energy Yamaha	YAMAHA	1'32.069 31	1'32.048 22	1'31.614 9	1'31.714 33	0.560 0.008
13	93	M.MARQUEZ	SPA	Repsol Honda Team	HONDA	1'32.395 28		1'31.642 29	1'32.327 18	0.588 0.028
14	44	P.ESPARGARO	SPA	Repsol Honda Team	HONDA	1'31.707 31	1'32.146 16	1'31.864 43	1'32.702 11	0.653 0.065
15	30	T.NAKAGAMI	JPN	LCR Honda IDEMITSU	HONDA	1'32.512 29	1'32.467 15	1'32.275 37	1'31.786 43	0.732 0.079
16	33	B.BINDER	RSA	Red Bull KTM Factory Ra	KTM	1'32.154 23	1'31.916 23	1'31.962 14	1'31.803 45	0.749 0.017
17	73	A.MARQUEZ	SPA	LCR Honda CASTROL	HONDA	1'32.476 28	1'32.408 9	1'32.160 21	1'31.864 8	0.810 0.061
18	43	J.MILLER	AUS	Ducati Lenovo Team	DUCATI	1'32.213 30	1'32.145 25	1'31.927 11		0.873 0.063
19	42	A.RINS	SPA	Team SUZUKI ECSTAR	SUZUKI	1'31.936 29				0.882 0.009
20	51	M.PIRRO	ITA	Aruba.it Racing	DUCATI	1'32.562 18	1'32.689 20	1'32.070 17		1.016 0.134
21	26	D.PEDROSA	SPA	KTM Test Team	KTM	1'33.039 32	1'32.739 20	1'32.308 36	1'32.819 23	1.254 0.238
22	25	R.FERNANDEZ	SPA	Tech3 KTM Factory Raci	KTM	1'32.398 47	1'32.395 23	1'32.346 44		1.292 0.038
23	87	R.GARDNER	AUS	Tech3 KTM Factory Raci	KTM	1'32.739 31	1'32.893 16	1'32.433 36		1.379 0.087
24	6	S.BRADL	GER	Honda Test Team	HONDA	1'32.634 30	1'33.578 11	1'33.037 10	1'32.948 16	1.580 0.201
25	40	D.BINDER	RSA	WithU Yamaha RNF Mot	YAMAHA	1'32.820 34	1'33.311 14	1'32.852 31	1'33.905 9	1.766 0.186
26	32	L.SAVADORI	ITA	Aprilia Racing	APRILIA	1'33.379 21	1'33.577 22	1'33.647 29	1'33.546 3	2.325 0.559
27	77	D.AEGERTER	SWI	Team SUZUKI ECSTAR	SUZUKI	1'33.907 33				2.853 0.528
28	4	A.DOVIZIOSO	ITA	WithU Yamaha RNF Mot	YAMAHA	1'34.897 16				3.843 0.990

Pole Position Record:	2021	Francesco BAGNAIA	1'31.065	167.0 Km/h
Best Race Lap:	2021	Francesco BAGNAIA	1'32.171	165.0 Km/h
All Time Lap Record:	2021	Francesco BAGNAIA	1'31.065	167.0 Km/h

The results are provisional until the end of the limit for protest and appeals.

Time limit for protest expires 60' after publication of the results - Time:

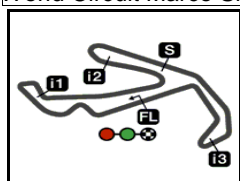
These data/results cannot be reproduced, stored and/or transmitted in whole or in part by any manner of electronic, mechanical, photocopying, recording, broadcasting or otherwise now known or herein after developed without the previous express consent by the copyright owner, except for reproduction in daily press and regular printed publications on sale to the public within 60 days of the event related to those data/results and always provided that copyright symbol appears together as follows below.

© DORNA, 2022

Official MotoGP Timing by TISSOT
www.motogp.com

Misano Adriatico, Wednesday, September 07, 2022





4226 m.

Misano MotoGP™ Official Test

Day 2 Session 2

Best Partial Times

MotoGP™

IT Ideal Lap Time, sum of the best partial times

BT Best Lap Time

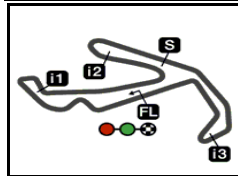
T1			T2			T3			T4				
Pos	Rider	Time	Rider	Time	Rider	Time	Rider	Time	Pos	Rider	IT	BT	
1	F.QUARTARARO	25.436	F.QUARTARARO	20.300	F.QUARTARARO	24.847	F.QUARTARARO	20.353	1	F.QUARTARAR	1'30.936	1'31.054	(1)
2	M.VIÑALES	25.512	M.VIÑALES	20.347	M.VIÑALES	24.898	F.MORBIDELLI	20.497	2	M.VIÑALES	1'31.333	1'31.435	(2)
3	F.MORBIDELLI	25.560	F.MORBIDELLI	20.425	T.NAKAGAMI	24.993	A.MARQUEZ	20.526	3	F.MORBIDELLI	1'31.534	1'31.714	(3)
4	B.BINDER	25.650	M.MARQUEZ	20.438	F.MORBIDELLI	25.052	B.BINDER	20.528	4	B.BINDER	1'31.725	1'31.803	(5)
5	A.MARQUEZ	25.678	B.BINDER	20.450	B.BINDER	25.097	T.NAKAGAMI	20.548	5	T.NAKAGAMI	1'31.733	1'31.786	(4)
6	T.NAKAGAMI	25.699	T.NAKAGAMI	20.493	A.MARQUEZ	25.141	M.VIÑALES	20.576	6	A.MARQUEZ	1'31.864	1'31.864	(6)
7	P.ESPARGARO	25.721	A.MARQUEZ	20.519	M.MARQUEZ	25.271	M.MARQUEZ	20.608	7	M.MARQUEZ	1'32.126	1'32.327	(7)
8	M.MARQUEZ	25.809	P.ESPARGARO	20.577	P.ESPARGARO	25.308	D.PEDROSA	20.673	8	P.ESPARGAR	1'32.352	1'32.702	(8)
9	D.PEDROSA	25.920	D.PEDROSA	20.596	S.BRADL	25.346	P.ESPARGARO	20.746	9	D.PEDROSA	1'32.662	1'32.819	(9)
10	S.BRADL	25.994	S.BRADL	20.708	D.PEDROSA	25.473	S.BRADL	20.900	10	S.BRADL	1'32.948	1'32.948	(10)
11	L.SAVADORI	26.085	L.SAVADORI	20.934	L.SAVADORI	25.497	L.SAVADORI	20.955	11	L.SAVADORI	1'33.471	1'33.546	(11)
12	D.BINDER	26.202	D.BINDER	20.989	D.BINDER	25.710	D.BINDER	21.003	12	D.BINDER	1'33.904	1'33.905	(12)

These data/results cannot be reproduced, stored and/or transmitted in whole or in part by any manner of electronic, mechanical, photocopying, recording, broadcasting or otherwise now known or herein after developed without the previous express consent by the copyright owner, except for reproduction in daily press and regular printed publications on sale to the public within 60 days of the event related to those data/results and always provided that copyright symbol appears together as follows below.

© DORNA, 2022

Official MotoGP Timing by TISSOT
www.motogp.com






4226 m.

Misano MotoGP™ Official Test

Day 2 Session 2

Fastest Laps Sequence

<i>Practice Time</i>	 <i>Rider</i>	<i>Nation</i>	<i>Motorcycle</i>	<i>Time</i>	<i>Km/h</i>	<i>Rider's Lap</i>
3'53.799	40 Darryn BINDER	RSA	YAMAHA	1'38.326	154.7	2
5'29.825	40 Darryn BINDER	RSA	YAMAHA	1'36.026	158.4	3
7'04.645	40 Darryn BINDER	RSA	YAMAHA	1'34.820	160.4	4
14'33.574	20 Fabio QUARTARARO	FRA	YAMAHA	1'32.786	163.9	2
16'05.707	20 Fabio QUARTARARO	FRA	YAMAHA	1'32.133	165.1	3
17'37.562	20 Fabio QUARTARARO	FRA	YAMAHA	1'31.855	165.6	4
53'09.365	20 Fabio QUARTARARO	FRA	YAMAHA	1'31.853	165.6	13
1:19'24.306	20 Fabio QUARTARARO	FRA	YAMAHA	1'31.718	165.8	17
1:20'55.921	20 Fabio QUARTARARO	FRA	YAMAHA	1'31.615	166.0	18
1:22'27.494	20 Fabio QUARTARARO	FRA	YAMAHA	1'31.573	166.1	19
1:43'40.471	20 Fabio QUARTARARO	FRA	YAMAHA	1'31.300	166.6	24
1:45'11.549	20 Fabio QUARTARARO	FRA	YAMAHA	1'31.078	167.0	25
1:46'42.603	20 Fabio QUARTARARO	FRA	YAMAHA	1'31.054	167.0	26

These data/results cannot be reproduced, stored and/or transmitted in whole or in part by any manner of electronic, mechanical, photocopying, recording, broadcasting or otherwise now known or herein after developed without the previous express consent by the copyright owner, except for reproduction in daily press and regular printed publications on sale to the public within 60 days of the event related to those data/results and always provided that copyright symbol appears together as follows below.

© DORNA, 2022

Official MotoGP Timing by TISSOT
www.motogp.com

Misano Adriatico, Wednesday, September 07, 2022

